

Configure Join before Host Audio for PCN or Control Hub Meeting

Contents

[Introduction](#)

[Prerequisites](#)

[Requirements](#)

[Components Used](#)

[Problem](#)

[Solution](#)

[Site Level](#)

[In Classic Site Management](#)

[User Level \(In Control Hub\)](#)

[Related Information](#)

Introduction

This document describes how to enable Audio/teleconference Join Before Host for Personal Conference Number (PCN) and Control hub.

Prerequisites

Requirements

Cisco recommends that you have knowledge of these topics:

- PCN
- Join Before Host

Components Used

This document is not restricted to specific software and hardware versions.

The information in this document was created from the devices in a specific lab environment. All of the devices used in this document started with a cleared (default) configuration. If your network is live, ensure that you understand the potential impact of any command.

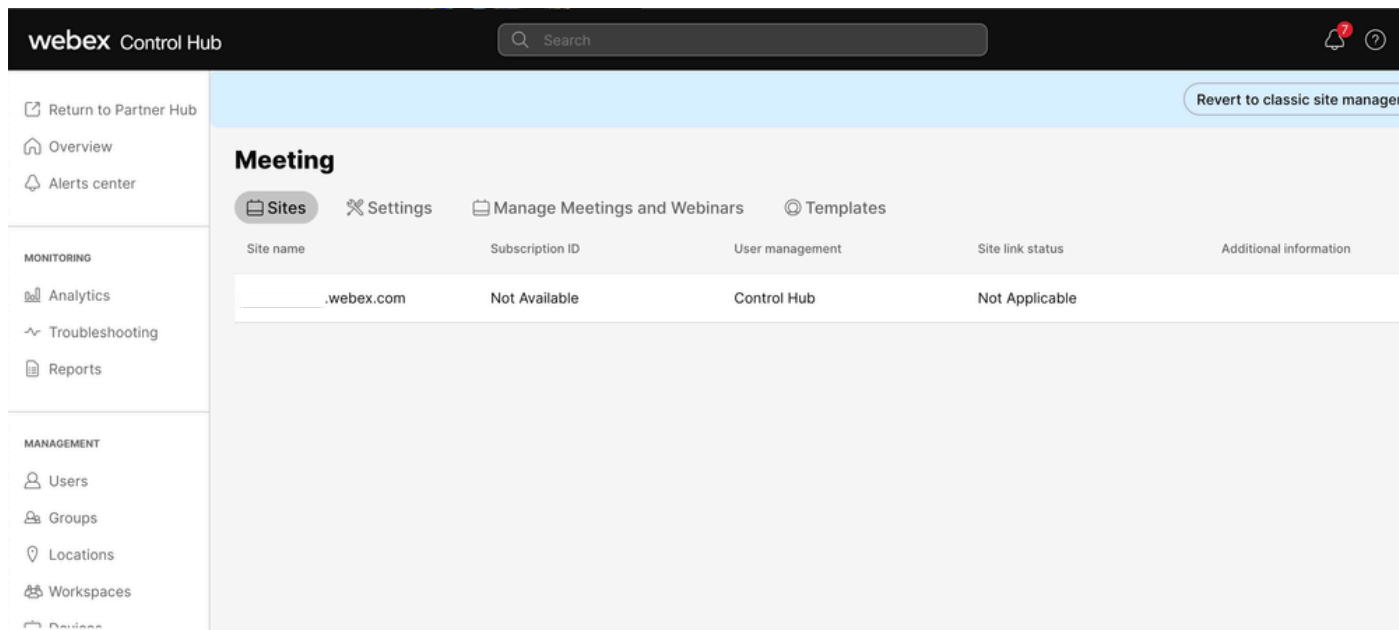
Problem

Help articles are currently for Webex Personal Conferencing (PCN Meetings) only, within Site Administration. This article provides directions to enable it within Control Hub sites.

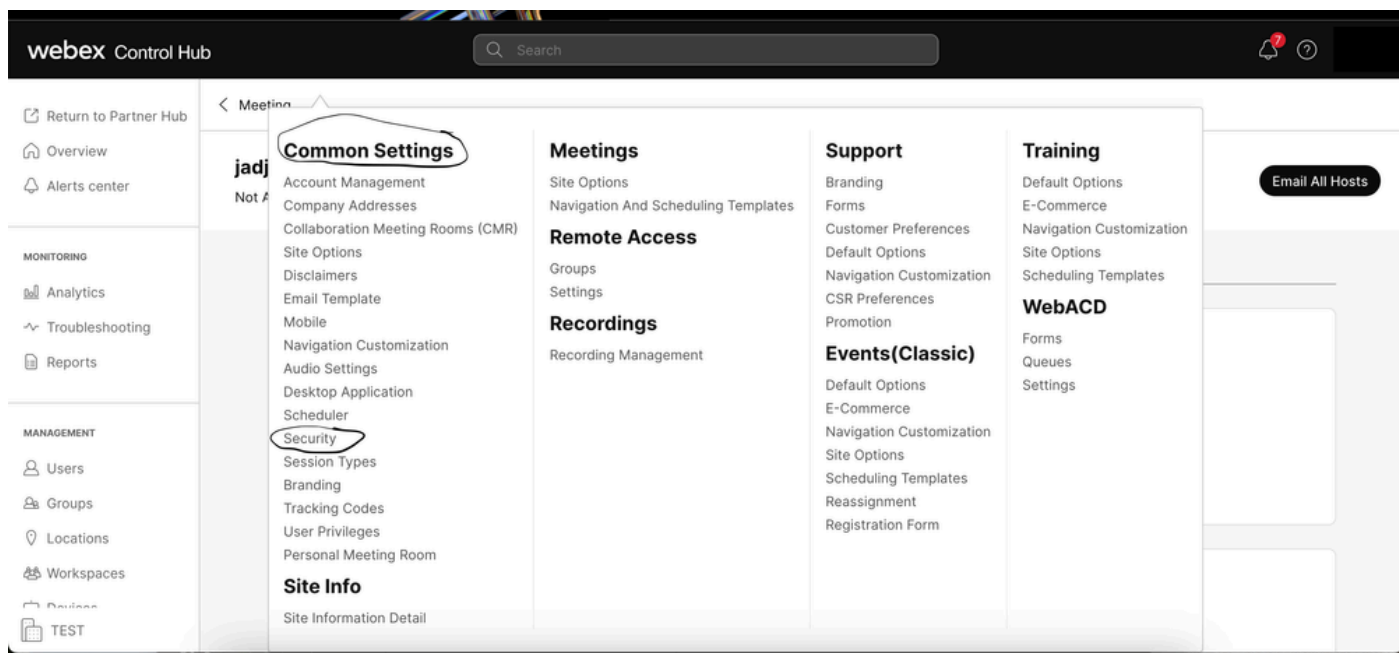
Solution

Site Level

In the new UI you can navigate to **Services > Meeting**. Select the meeting site you wish to modify, and enable join before host. Choose **Settings > Common Setting > Security**. Scroll down to **Attendees**.

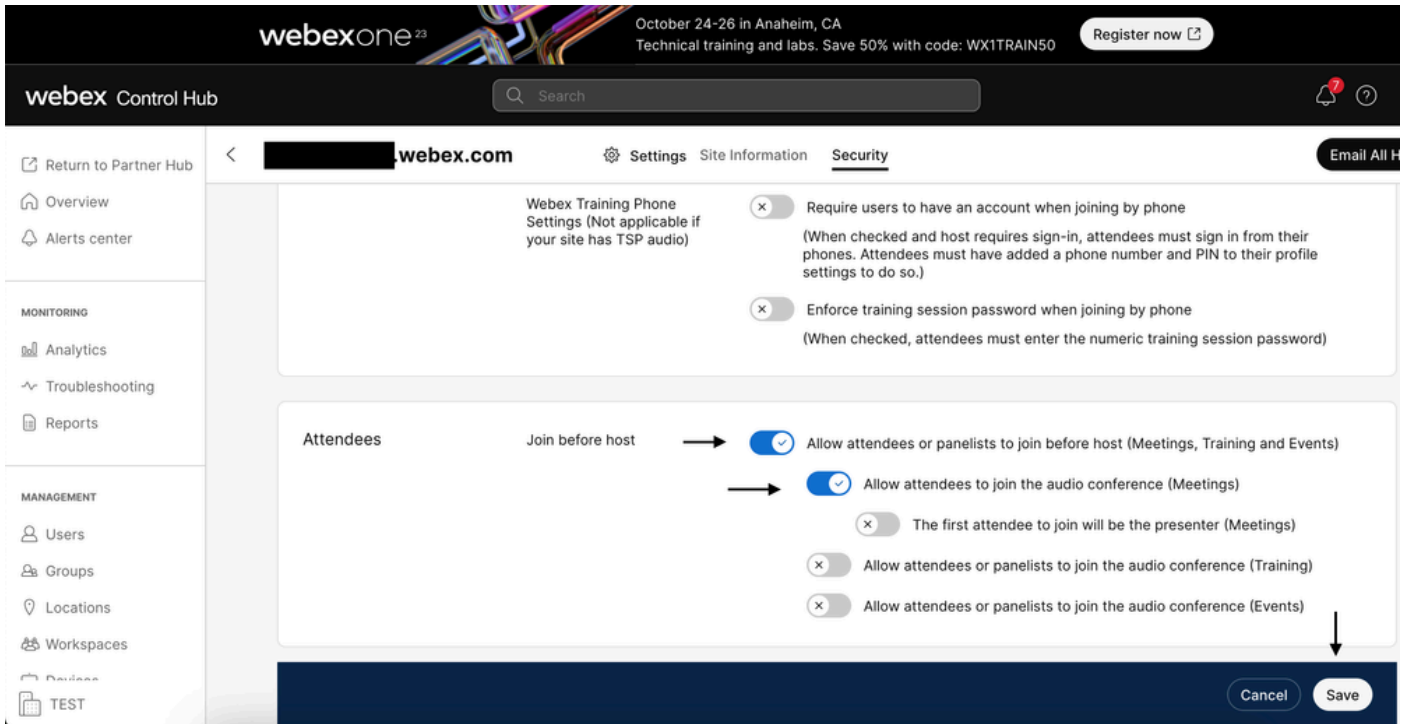


Control Hub Meetings



Common Settings Popup

Toggle both **Allow attendees or panelists to join before host (Meetings, Training and Events)** and **Allow attendees to join the audio conference (Meetings)** and then scroll down and select **Save**

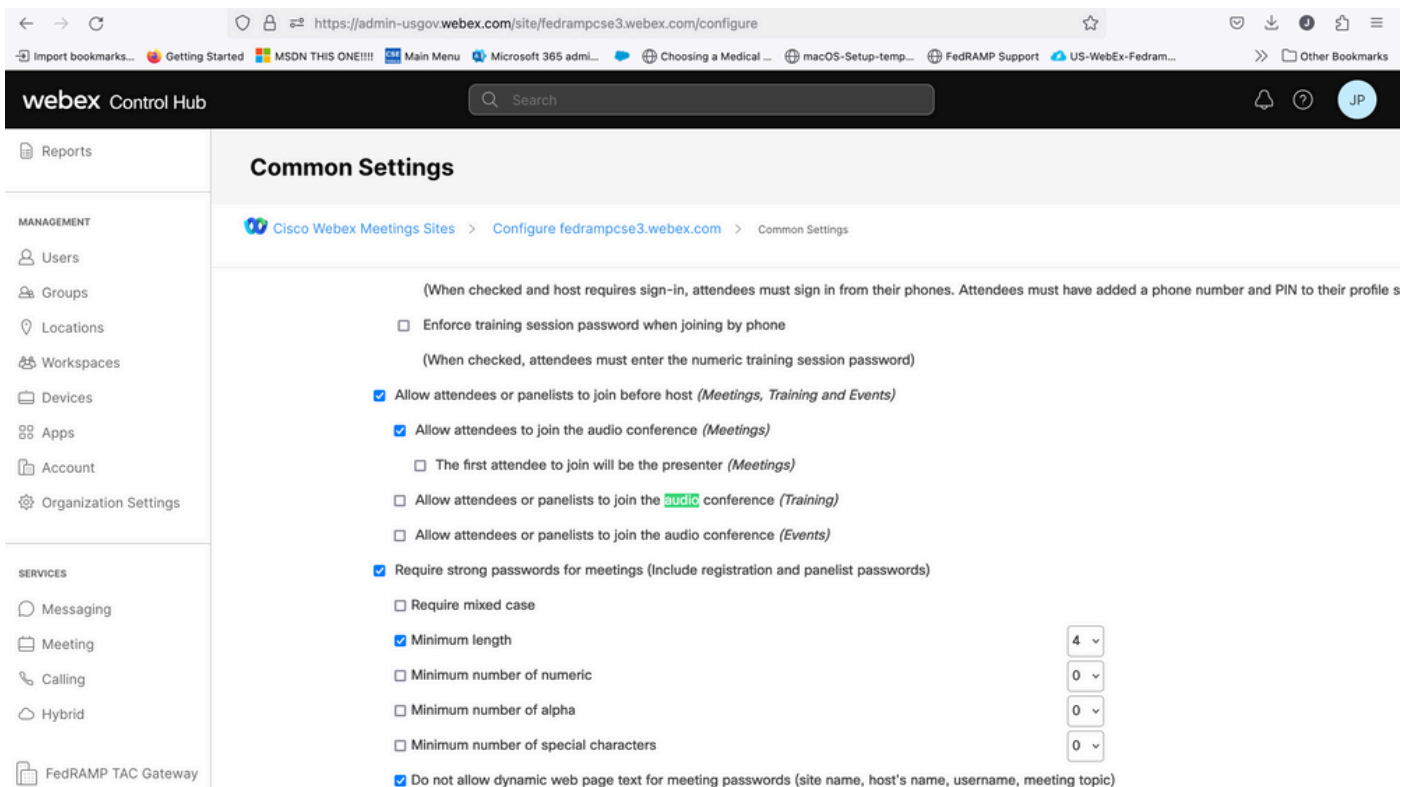


Attendee menu to enable Join Before Host

In Classic Site Management

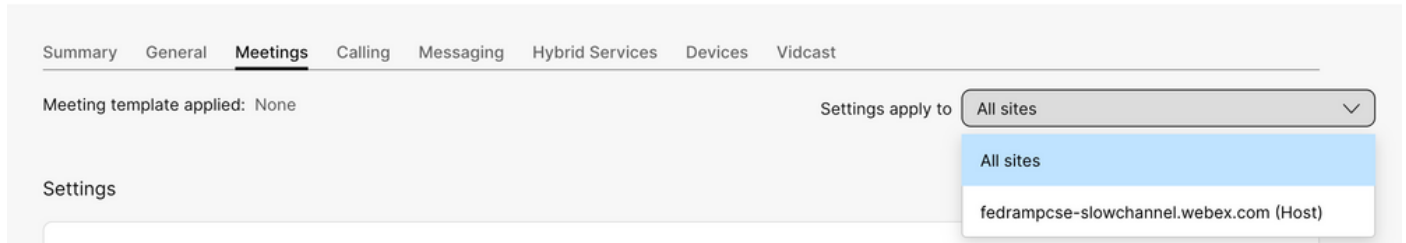
Navigate to **Meeting > Site** and then under **Site Name** select the site to configure. A **Configure** icon appears. Then choose **Common Settings** and navigate to the **Security** tab. Toggle both **Allow attendees or panelists to join before host (Meetings, Training and Events)** and **Allow attendees to join the audio conference (Meetings)** and then scroll down and select **Update**. Then close **Security** tab.

The **Common Settings** page opens.




User Level (In Control Hub)

Navigate to **Users** then find user in search. Choose the meetings tab, then in **Settings apply to** field choose your site.



Users Meetings tab

Under **Advance Settings** select **Advanced User Settings** then **Webex Meetings** and check **Allow attendee to join audio portion of Personal Conference before host**. Click **Update** and close.



Advanced Settings menu

Webex Meetings

- Allow attendee to join audio portion of Personal Conference before host

Allow attendees to Join Before Host check box

After **Site** and **User** levels are enabled, attendees are able to join the audio portion of Personal Conferences and/or Webex Meetings.

Related Information

- [Cisco Technical Support & Downloads](#)