

Cisco Room Bar



Contents

04	Product overview
06	Features and benefits
10	Platform support
10	Product registration
11	Product specifications
20	Feature availability matrix
24	Ordering information
27	Warranty information
27	Product sustainability
28	Hardware as a service
28	Cisco Capital
28	Cisco services and support
28	Learn more



Figure 1. Cisco Room Bar running on the native Cisco RoomOS experience in an open huddle space

Cisco Room Bar powers your best video meetings ever, in a bar. It is a compact yet powerful video collaboration device providing stunning video conferencing on any meeting platform, boundless flexibility, and inclusive meeting experiences in your focus rooms, huddle spaces, and small meeting rooms.



Whether you run the native Cisco RoomOS experience for Webex-first video conferencing and advanced third-party video interoperability or configure the video bar for the native Microsoft Teams Rooms application, the Room Bar is your perfect companion in any huddle room or small collaboration space.

With optimized, inclusive camera views, crisp spatial sound, dual-screen support, and seamless switching to BYOD, this video bar is designed to transform your workplace for hybrid work. Video-enable your rooms at scale with a collaboration kit that's easy to deploy, engaging to use, and more affordable to maintain—creating a connected, intelligent workplace.



Figure 2. Cisco Room Bar and the tabletop Cisco Room Navigator running the native Microsoft Teams Rooms experience.

Product overview

Available in first light and carbon color options, Cisco Room Bar combines a powerful codec, an intelligent, wide-field-of-view camera, noise cancelling microphones, dual stereo speakers, and robust integrations in a single offering that was built to infuse more intelligence, reliability, and elegance into modern workspaces.

Boundless video meetings

Just connect the device with one or two flat panel displays via HDMI, and enjoy stunning full HD video and 4K content powering collaboration from a wider array of spaces: from the huddle room and the dedicated office to the meeting room. Want to video-enable more meeting rooms? We've got you covered. Add an external microphone to ensure everyone is clearly heard.

Want to join multiple meeting solutions? Room Bar runs natively on RoomOS for Webex meetings and high-quality video interoperability to join Microsoft Teams, Zoom, and Google Meet with a tap on the Room Navigator touch controller, or with a single

voice command. At the same time, Room Bar can be configured as a native Microsoft Teams Rooms system for an elevated Microsoft Teams meeting experience while still offering full-featured Webex meetings.

With Room Bar, you can make sure everyone is included in the meeting: remote participants can clearly see and hear everyone in the room and never lose sight of the active speaker, while in-room members have an exceptional experience and optimized view when interacting with people on the far end. Better still, you get clear, spatial sound in the room emitted closer to the active remote speaker's video feed, for a true-to-life audio experience.

Enable intelligent workspaces

Cisco Room Bar is built for augmented workplace experiences. It detects people entering the room and activates automatically for a smooth meeting join experience. And it can even recognize meeting participants using the power of artificial intelligence. No more worries about paper rustling, typing, and other background noises disrupting your session. Sophisticated noise suppression combined with machine learning-based noise removal to the rescue.

Prefer touchless experiences? Look no further. Webex Assistant enables you to use voice commands to start your next meeting. Transform your presentations into hybrid collaboration: share 4K content wirelessly or with a single USB-C cable, to keep the ideas flowing and ensure remote participants get the same best experience.

Keep your device under control

Room Bar can be deployed as a fully managed, secure IT asset and comes with a single pane of glass view of device and workspace metrics in the Control Hub. It's easy to deploy and set up, while leveraging unified management, diagnostics, analytics, and workspace insights across your entire Cisco deployment. These functionalities help IT and Facilities keep track of anomalies, monitor device usage and occupancy, and enable better resource planning.

Cisco Room Bar allows for automatically tracking the number of people in the room for workspace optimization and safety guidelines. Users can easily access conference controls, schedule a meeting, control room peripherals, and access third-party workspace apps with Cisco Room Navigator—used either as a table-stand or a wall-mount touch controller.





Figure 3. Cisco Room Bar used for video conferencing and wireless content sharing in a small meeting room

Features and benefits

Cisco Room Bar offers exceptional video and audio quality, enhanced flexibility, and embedded room intelligence in a box, bringing efficiency, productivity, and usability to your workspaces.

- Unlike other solutions, Cisco Room Bar infuses dual-screen support, extended room coverage, UI consistency, and video interoperability into meeting rooms in a cost-effective, manageable, and simple way.
- Room Bar brings the best combination of human-centric design, purpose-built hardware, cohesive software, and an open approach to integration out of the box to help you upgrade and transform your physical workspaces.
- It is an accessible, feature-rich and highly flexible device that provides immersive conferencing and collaboration experiences coupled with unified device management, simplified deployment, and seamless adoption.
- Hassle-free pairing with the Red Dot Design Award-winning Room Navigator touch controller offers smart room controls, room booking, and rich sensor data that helps creating a safer and optimized workspace environment.



Figure 4. Cisco Room Bar used for video conferencing and wireless content sharing in a dedicated office

Video-enabling your workspaces has just got a lot easier

Cisco Room Bar can be used either as a codec-based appliance or as a USB-C peripheral. Room Bar enables you to join any cloud video conferencing service with stunning quality to help you protect your collaboration technology investments and remove the friction from your in-office workflows. The device is unique in providing room intelligence and sensor-driven insights that are available only in higher-end products in the market.

It just works and is effortless to use, with simplified deployment, lower total cost of ownership, and ease of management. With Cisco, you can leverage the convenience of a platform-independent video device, a robust meeting platform, a touch panel, and the associated software for conference and room controls—all coming from a single, specialist provider.

Table 1. Cisco Room Bar features and benefits

FEATURE	BENEFIT
<p>Exceptional video meetings</p>	<ul style="list-style-type: none"> • Full HD meetings optimized for small meeting rooms and workspaces • Simplified, one-button-to-push meeting-join experience on Webex and third-party meeting apps, such as Microsoft Teams, Zoom, and Google Meet, powered by robust video interoperability (available in RoomOS mode) • Sleek, elegant design and thin form factor available in carbon and first light color options to augment the room experience • Native support for Microsoft Teams Rooms while providing the ability to join full-featured Webex meetings. • Integrated, codec-powered video collaboration bar featuring 12MP camera, noise cancelling microphone array, and stereo loudspeakers • Brings optimized views using powerful camera intelligence: <ul style="list-style-type: none"> - 120-degree horizontal field of view: Allows everyone in the room to remain visible, even when capturing people at a short distance in small focus and huddle rooms. - Frames camera mode: Automatically captures a condensed view of in-room participants and frames them individually or in smaller groups for more equitable meetings - available on Webex and third-party meeting platforms. - People focus: When used with Webex, it uses advanced camera intelligence to dynamically update the screen layout to ensure everyone is equally framed in the meeting - Speaker tracking: When enabled, it uses a dedicated microphone array to detect and provide prominent view for the active speaker • Beamforming, 4-point microphone array allows for robust noise cancellation and sound optimization to eliminate disruptive noises in the room. Combine with machine learning-powered noise removal to block out those unwanted background noises that are not eliminated by traditional noise cancellation technologies. • Audio pickup can be extended with an external microphone to adapt to a wider array of meeting spaces • Stereo speakers allow for directional audio in the room, emitting sound closer to the live video feed of the active remote speaker, resulting in a truly immersive, spatial audio experience • Can be paired with up to two screens to blend full HD video and 4K content sharing into a cohesive experience while best aligning with your room setup • Connect your laptop with Room Bar via a single USB-C to use the camera, microphones, and speakers of the device for an instant studio

Table 1. Cisco Room Bar features and benefits

FEATURE	BENEFIT
<p>Stunning presentations</p>	<ul style="list-style-type: none"> • Supports dual screens for video and content • Supports dual content sources for local meetings • View whiteboard content and annotations shared from Cisco Board Series, Desk Series, or the Webex App • 4K wireless content sharing for exceptional presentations • Wired content sharing and passthrough using a single USB-C
<p>Workspace intelligence</p>	<ul style="list-style-type: none"> • Runs on RoomOS for a cohesive, streamlined user experience that is consistent across Webex Room, Board and Desk Series—removing barriers from adoption for a quicker time to value • Uses ultrasound technology to automatically activate when someone walks into the room, and recognizes them through their mobile device • Comes with the Cisco Room Navigator control unit: can be paired either with a table-stand controller, a wall-mount touch panel, or both for native conference controls, room controls, environmental monitoring and room booking, and even direct access to your third-party workspace experience applications for space reservation, wayfinding, digital signage, and more • Provides intelligent people count based on presence sensors and custom macros, enabling alignment with safety guidelines and analytics for better resource planning • Enables smart customizations via macros and custom APIs, such as digital signage, custom alerts, and more to support internal communications, visitor management, safety and wellbeing
<p>Simplified management and deployment</p>	<ul style="list-style-type: none"> • Unified management, provisioning, monitoring, troubleshooting, analytics, and workspace insights in Control Hub • Flexibility to register on-premises or in the Webex Cloud • Hardware is optimized to run on a cloud platform for great experiences in shared rooms and spaces with easy access to hosted conferences • Single vendor and support path simplifies IT efforts and helps reduce operating costs • Secure management, with end-to-end encryption when using Webex • Consolidated mounting and simplified packaging for ease and sustainability



Figure 5. The Cisco Room Bar solution bundle running in native Microsoft Teams Rooms mode in a small huddle space.

Product registration

Table 2. Cisco Room Bar product registration

LICENSE	TERM
Cisco Device Subscription	Monthly or 1-, 2-, 3-, 4-, or 5-year options

Product specifications

Table 3. Cisco Room Bar product specifications



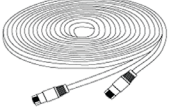


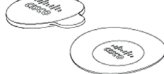
SPECIFICATION	DESCRIPTION
Software compatibility	<ul style="list-style-type: none"> RoomOS 11 or later for native Webex meetings and video interoperability for Microsoft Teams, Zoom, and Google Meet. On-premises deployments are supported from RoomOS version 10.19.3.0. Microsoft Teams Rooms on Android (also featuring the option for native Webex meetings)
Default components	<div style="display: flex; justify-content: space-around; align-items: center;"> <div style="text-align: center;">  <p>Room Bar and power adapter</p> </div> </div> <div style="display: flex; justify-content: space-around; align-items: center; margin-top: 20px;"> <div style="text-align: center;">  <p>Room Navigator (table-stand or wall-mount) with Ethernet cable, flat (8 m/26.2 ft)</p> </div> <div style="text-align: center;">  <p>Network cable, round (5m / 16.4 ft)</p> </div> <div style="text-align: center;">  <p>HDMI cable (1.5m / 4.9 ft)</p> </div> </div> <div style="display: flex; justify-content: space-around; align-items: center; margin-top: 20px;"> <div style="text-align: center;">  <p>Screen and Wall Mount Kit</p> </div> <div style="text-align: center;">  <p>Privacy cover</p> </div> </div>
Optional hardware components	<ul style="list-style-type: none"> HDMI presentation cable 8 m/26.2 ft Multi-head 4K cable 9 m/2 m (HDMI/USB-C/MicroDP to HDMI) Cisco USB-C active optical cable, 9 m Cisco USB-C to USB-A cable, 4 m/13 ft Cisco Table Microphone Microphone extension cable HDMI second monitor cable

Table 3. Cisco Room Bar product specifications

SPECIFICATION	DESCRIPTION
Camera overview	<ul style="list-style-type: none"> • 12MP camera • 30 frames per second • 1/2.3” CMOS • 5x digital zoom • f/2.5 aperture • 120° horizontal field of view • 95° vertical field of view • Auto framing (face detect) • Speaker tracking • Auto brightness and white balance • Fixed focus lens • Automatic rotation of the image when the video bar unit is mounted upside down • Frames camera mode for individual participant framing
Visual indicators	<ul style="list-style-type: none"> • Camera On green LED indicator • Power indicator
Bandwidth	<ul style="list-style-type: none"> • Up to 20 Mbps bandwidth
Firewall traversal	<ul style="list-style-type: none"> • Cisco Expressway™ technology • H.460.18, H.460.19 firewall traversal
Video standards	<ul style="list-style-type: none"> • H.263, H.264
Video inputs	<ul style="list-style-type: none"> • 1x HDMI input supports formats up to maximum 3840 x 2160 at 30 fps, including 1920 x 1080 at 60 fps • 1x USB-C input supports formats up to maximum 3840 x 2160 at 30 fps, including 1920 x 1080 at 60 fps • Consumer Electronics Control (CEC) 2.0
Video outputs	<ul style="list-style-type: none"> • 2x HDMI outputs supporting formats up to 3840 x 2160 at 60 fps • Live video resolutions (encode and decode) up to 1920 x 1080 at 30 fps and 60 fps • Consumer Electronics Control (CEC) 2.0 • Touchscreen compatible (when used together with USB-A input for touch signaling)*

Table 3. Cisco Room Bar product specifications

SPECIFICATION	DESCRIPTION
Encode and decode	<ul style="list-style-type: none"> • Video stream: 1920 x 1080 at 30 fps • Content stream: 3840 x 2160 at 15 fps • 3840 x 2160 at 15 fps content decode from Webex
Audio standards	<ul style="list-style-type: none"> • G.711, G.722, G.722.1, G.729, AAC-LD, and Opus
Audio features	<ul style="list-style-type: none"> • Acoustic Echo Cancellation (AEC) • Active Lip Synchronization • AI-Powered Noise Removal • Automatic Gain Control (AGC) • Beamforming Microphones • De-Reverberation • Full Duplex • Full-Band Audio • Self-Hear • Spatial Audio • Ultrasound Technology
Audio inputs	<ul style="list-style-type: none"> • 1 HDMI input • 1 analog microphone input • 1 DisplayPort/USB-C input • 1 USB-A input • Bluetooth® - Not available on Non Radio Version**
Audio outputs	<ul style="list-style-type: none"> • 1 DisplayPort/USB-C output • 1 USB-A output • Bluetooth® - Not available on Non Radio Version**

Table 3. Cisco Room Bar product specifications

SPECIFICATION	DESCRIPTION
<p>Microphone and loudspeaker system</p>	<ul style="list-style-type: none"> • Stereo loudspeaker system with 2 high-quality full range drivers supporting directional audio • Loudspeaker system frequency response 100 Hz to 20 kHz [\pm 3 dB] • Max output Sound Pressure Level 93 dB • 4-element beamforming microphone array for crystal clear speech pick-up. Additional, front-facing microphones to support speaker tracking <p>Note: The internal microphone array is optimized for use in huddle spaces and small meeting rooms with up to 5 people seated within 3 meters from the device. In mid-sized meeting rooms with more than 5 people, we recommend adding an external microphone to ensure the best audio experience. Please note that room acoustic conditions and background noise level also impact the speech pick-up quality. Consult Cisco Project Workplace for guidance on best practices.</p>
<p>Speaker tracking</p>	<ul style="list-style-type: none"> • A 4-element microphone array enables sophisticated speaker tracking capability • Best overview functionality auto-detects people in the room and frames them for the best group view. When someone is talking, the system uses audio triangulation to detect the active speaker and selects the best framing to show an optimized, prominent view of the speaker • For an optimal speaker tracking experience for people joining remotely, it is recommended that the furthest in-room participant is located within less than 3 meters from the video device. Please note that the best overview (automatic group framing) camera mode is able to support an extended distance from the Room Bar.
<p>Content stream</p>	<ul style="list-style-type: none"> • H.239 (H.323) dual stream • Binary Floor Control Protocol (BFCP) Session Initiation Protocol (SIP) dual stream • Supports resolutions up to 3840 x 2160 at 15 fps
<p>Wireless sharing</p>	<ul style="list-style-type: none"> • Webex app (up to 3840 x 2160 at 7.5 fps) • Cisco Intelligent Proximity client (up to 3840 x 2160 at 3 fps) • Miracast (1920 x 1080 at 60 fps) – Not available on non-radio version • Apple AirPlay (Bonjour service discovery only on non-radio version) <ul style="list-style-type: none"> - Screen mirroring up to 1920 x 1080 at 60 fps - Extended desktop (Mac only) up to 1920 x 1080 at 60 fps - Video streaming up to 3840 x 2160 at 30 fps
<p>Multipoint support</p>	<ul style="list-style-type: none"> • 4-way embedded SIP/H.323 conferencing capability with MultiSite option

Table 3. Cisco Room Bar product specifications

SPECIFICATION	DESCRIPTION
<p>MultiSite features</p>	<ul style="list-style-type: none"> • Up to 15 Mbps total MultiSite bandwidth (6 Mbps in point-to-point calls) • Adaptive SIP/H.323 MultiSite: <ul style="list-style-type: none"> - 3-way resolution up to 1929 x 1080 at 30 fps + content up to 1920 x 1080 at 15 fps - 4-way resolution up to 1280 x 720 at 30 fps + content up to 1920 x 1080 at 15 fps • Full individual audio and video transcoding • H.323/SIP/VoIP in the same conference • Support for presentation (H.239/BFCP) from any participant at resolutions up to 3840 x 2160 at 5 fps • Best impression (automatic continuous presence layouts) • Encryption and dual stream from any site
<p>Video stream layouts</p>	<ul style="list-style-type: none"> • Supporting available Webex video stream layouts and meeting features, including focus, grid, prominent, stack and overlay. For more information, please consult the Webex Help Center.
<p>Language support</p>	<ul style="list-style-type: none"> • Arabic, Czech, Danish, German, US English, UK English, Catalanian, Spanish, Latin-American Spanish, Finnish, French, Canadian French, Hebrew, Hungarian, Italian, Japanese, Korean, Dutch, Norwegian, Polish, Brazilian Portuguese, Portuguese, Russian, Swedish, Turkish, Chinese (Simplified), Traditional Chinese, Ukrainian
<p>System management and call control</p>	<ul style="list-style-type: none"> • For cloud deployments, the device is managed in the Control Hub, providing a single pane of glass of system status, activation, configuration, metrics, workspace insights, and troubleshooting • For on-premises deployments, the following management and call control options apply: <ul style="list-style-type: none"> - Native registration with Cisco Unified Communications Manager (CUCM) - requires version 12.5(1) or later with device pack for Room Bar - Native registration with Expressway - TelePresence Management System 15.13.4 or later supports Cisco Room Bar - Webex Service - Third-party H.323 gatekeepers and standards-based SIP proxies • In case of a hybrid deployment, Webex Edge for Devices allows for linking your on-premises Webex devices to the Webex Cloud and benefits from specific cloud features such as device management, monitoring, and analytics via Control Hub. Learn more about the features and benefits of Webex Edge for Devices.

Table 3. Cisco Room Bar product specifications

SPECIFICATION	DESCRIPTION
Protocols	<ul style="list-style-type: none"> • H.323 • SIP • Webex • WebRTC
Embedded encryption	<ul style="list-style-type: none"> • H.323 (proprietary Cisco version) and SIP point to point • Standards-based: H.235 v3 and Advanced Encryption Standard (AES) • Automatic key generation and exchange • Support for end-to-end encryption in Webex meetings and calls
IP network features	<ul style="list-style-type: none"> • DNS lookup for service configuration • Differentiated services (Quality of Service [QoS]) • IP-adaptive bandwidth management (including flow control) • Automatic gatekeeper discovery • Dynamic playout and lip-sync buffering • H.245 Dual-Tone Multifrequency (DTMF) tones in H.323 • RFC 4733 DTMF tones in SIP • Date and time support using Network Time Protocol (NTP) • Media adaptation and resilience • Uniform Resource Identifier (URI) dialing • IPv4 Dynamic Host Configuration Protocol (DHCP) • IPv6 (both static and stateless address auto-configuration) • HTTP(S) proxy support (for signaling, not media) • Inspecting Transport Layer Security (TLS) proxy supported • Cisco Discovery Protocol (CDP) • 802.1X network authentication • 802.1Q Virtual LAN • 802.1p (QoS and Class of Service [CoS])
IPv6 network support	<ul style="list-style-type: none"> • Single call stack support for both H.323 and SIP • Dual-stack IPv4 and IPv6 for DHCP, SSH, HTTP, HTTPS, DNS, DiffServ • Support for both static and automatic IP configuration (stateless address auto configuration)
Security features	<ul style="list-style-type: none"> • Secure management using HTTPS and SSH protocols • End-to-end encryption for calls and meetings on Webex • Standards-based media encryption on all back-ends (Secure Real-time Transport Protocol [SRTP], using AES-128-GCM or AES-256-GCM) • WPA3™ and WPA3-Enterprise with CCMP128 Wi-Fi® security • Password protection to access administration available on Room Navigator controller • Network settings protection • Privacy cover

Table 3. Cisco Room Bar product specifications

SPECIFICATION	DESCRIPTION
Certificate management	<ul style="list-style-type: none"> • The device comes with a manufacturer installed certificate (MIC) signed by Cisco’s manufacturing CA which can be used for Certificate Authority Proxy Function (CAPF) for secure onboarding to Cisco UCM • Option for users to install certificates with matching private keys for services such as IEEE802.1x, Wi-Fi, HTTPS server and SIP-TLS • Support for all regular certificate types and key sizes. The device comes with a pre-installed list of CAs (Certificate Authorities) that is vetted by Cisco and updated regularly. You can add or remove certificates from this list if desired. The CA list is used for outbound HTTPS and other TLS connections.
Network interfaces	<ul style="list-style-type: none"> • 1x Ethernet (RJ-45) 100/1000 Mbps for LAN (external network) • 1x Ethernet (RJ-45) 100/1000 Mbps PoE port enabled for Cisco Room Navigator touch panel direct pairing • Wi-Fi 802.11a/b/g/n/ac 2.4 GHz/5 GHz, 2x2 Multiple-Input Multiple Output (MIMO) • Note: Due to compliance regulations, it is recommended to enable 802.11d in the access point for the product to operate properly within 5725 MHz–5875 MHz. A Wi-Fi connection can be used as a flexible option. Ethernet connection is always preferred for high performance.
USB-C passthrough	<ul style="list-style-type: none"> • Ability to provide camera, microphone, and speakers over one USB-C cable to a connected computer • Extension of display (3840 x 2160 at 60 fps) (computer must support Alt- mode Display Port) • USB-C passthrough and content sharing with the same cable • USB-C support up to 3840 x 2160 at 30 fps
Other interfaces	<ul style="list-style-type: none"> • Bluetooth® and Bluetooth® Low Energy** • 1 USB 2.0 port type A (for USB microphone or other room peripherals) • 1 micro-USB port (service port) • Factory reset pinhole
Power	<ul style="list-style-type: none"> • 100 to 240 VAC, 50/60 Hz, 12V DC input • Average 20W, peak 86W • Must be used with power supply PSU-12VDC-86W
Mounting	<ul style="list-style-type: none"> • Consolidated mounting unit fit for walls and screens • Gap bar allows for a more aesthetic installation, covering the gap between the video bar and the display(s) • Video bar supports flexible mounting either above or underneath the screen(s) • When the video bar is installed underneath the display(s), the unit can be turned upside down for streamlined cable management and a cleaner setup (the speaker grille can be removed and flipped separately) <p>For more information about mounting, please consult the Room Bar Installation Guide.</p>

Table 3. Cisco Room Bar product specifications

SPECIFICATION	DESCRIPTION
Operating and storage temperature and humidity	<ul style="list-style-type: none"> Operating temperature and humidity: 0°C to 35°C (32°F to 95°F) ambient temperature at 10% to 90% Relative Humidity (RH) Storage temperature and humidity: -20°C to 60°C (-4°F to 140°F) at RH 10% to 90% (non-condensing)

Dimensions

Cisco Room Bar main unit dimensions:

- Width: 21 in. (53.4 cm)
- Height: 3.2 in. (8.2 cm)
- Depth: 2.5 in. (6.4 cm)
- Weight: 3.3 lb. (1.5 kg)

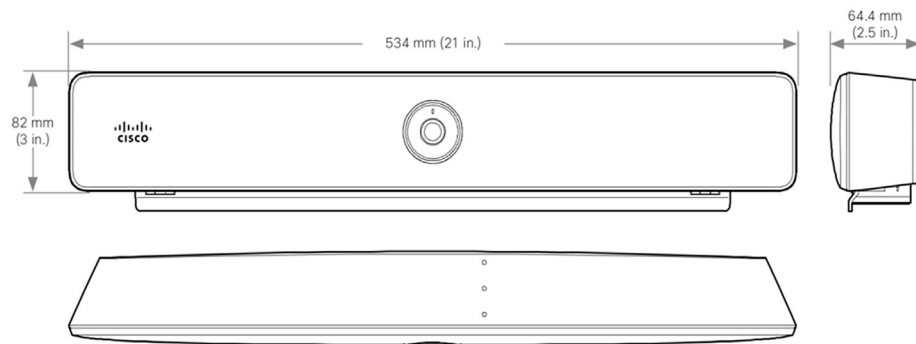
Packaging dimensions:

Cisco Room Bar with table-stand Room Navigator

- Width: 23.9 in. (60.7 cm)
- Height: 9.8 in. (24.9 cm)
- Depth: 7.2 in. (18.3 cm)
- Weight: 11.5 lb. (5.2 kg)

Cisco Room Bar with wall-mount Room Navigator

- Width: 23.9 in. (60.7 cm)
- Height: 9.8 in. (24.9 cm)
- Depth: 8.6 in. (21.8 cm)
- Weight: 12.8 lb. (5.8 kg)



For more information, please consult the Cisco Room Bar [CAD drawings](#).

Table 3. Cisco Room Bar product specifications

SPECIFICATION	DESCRIPTION
<p>Approvals and regulatory compliance</p>	<ul style="list-style-type: none"> • Directive 2014/53/EU (Radio Equipment Directive) for the radio versions • Directive 2014/30/EU (EMC Directive) for the non-radio versions • Directive 2014/35/EU (Low-Voltage Directive) for the non-radio versions • Directive 2011/65/EU (Restriction of Hazardous Substances [RoHS]) • Directive 2002/96/EU (Waste Electrical and Electronic Equipment [WEEE]) • Nationally Recognized Testing Laboratory (NRTL) approved (product safety) • FCC CFR 47 Part 15B (EMC) – Class A • FCC CFR 47 Part 15C (Radio frequency [RF]) • FCC CFR 47 Part 15E (RF) • FCC Listed (radio equipment) <p>The list above reflects the regulations applicable at the time of publishing this document. For an updated list of regulations applicable, see the Product Approval Status Database for approval documents per country.</p>
<p>Sustainability</p>	<ul style="list-style-type: none"> • Circular design principles applied for product architecture, materials and packaging • Improved packaging efficiency, reduced amount of single-use plastics, and removal of redundant items in the box compared to the Webex Room Kit Mini • Lighter and consolidated mounting unit for wall and screen • Lighter, foam-free, 100% recyclable packaging design including fibre-based trays, replacing box-in-the-box packaging • Increased use of Post-Consumer Recycled (PCR) resin originating from end-of-life Cisco devices and old electronics on cosmetic parts and speaker boxes • Thinner and lighter video bar form factor compared to the Room Kit Mini with fewer internal components • The video bar is designed for easy repair, refurbishing, and recycling to extend the lifecycle of the product and the materials used for manufacturing • Using built-in presence sensors and environmental sensors in the touch panel, it can provide real-time occupancy and room metrics to control the workspace environment and optimize power consumption • Cisco’s takeback and reuse program enables you to return your end-of-use devices for free, via a simple, secure and sustainable process. <p>Learn more about how Cisco supports the Circular Economy.</p>

* Availability with future software release.

** The Bluetooth® word mark and logos are registered trademarks owned by Bluetooth SIG, Inc. and any use of such marks by Cisco Systems, Inc. is under license. Other trademarks and trade names are those of their respective owners.

Feature availability matrix

Table 4. Cisco Room Bar feature availability

FEATURE	RoomOS	Microsoft Teams Rooms (with registration to Control Hub)	Microsoft Teams Rooms
Native Microsoft Teams Rooms meeting experience	No	Yes	Yes
Native Webex meeting experience	Yes	Yes, via One-Button_to_Push meeting join	No
Microsoft Teams Meetings with VIMT (CVI) or WebRTC / Direct Guest Join	Yes	N/A	N/A
Google Meet interop (WebRTC)	Yes	No	No
Zoom Meetings interop	Yes, feature-rich SIP meetings	Yes, via direct guest join	Yes, via direct guest join
Video standards supported	H.264 AVC, H.263	H.264 AVC	H.264 AVC
Standards-based video interop (SIP/H.323 dialing)	Yes	No	No
Content share resolution	In active meeting: up to 3840 x 2160 at 15 fps	In active meeting: up to 1920 x 1080 at 15 fps	In active meeting: up to 1920 x 1080 at 15 fps
	Outside of active meeting: up to 3840 x 2160 at 30 fps	Outside of active meeting: up to 1920 x 1080 at 30 fps	Outside of active meeting: up to 1920 x 1080 at 30 fps
Simultaneous content sources for local presentation (outside video meeting)	2	1	1
Wireless sharing options	Webex App, Miracast, Apple AirPlay	Microsoft Teams Sharing, Miracast	Microsoft Teams Sharing, Miracast

Table 4. Cisco Room Bar feature availability

FEATURE	RoomOS	Microsoft Teams Rooms (with registration to Control Hub)	Microsoft Teams Rooms
USB Passthrough for software client-based video meetings	Yes	Yes	Yes
Dual-screen support for live video and content	Yes	Yes	Yes
People Focus intelligent layout composition	Yes, in Webex meetings	In native Webex meetings only	No
Frames camera mode for individual participant views	Yes	Yes	Yes
ML-based noise removal	Yes	Yes	Yes
Deployment options	On premises, cloud, hybrid	Cloud only	Cloud only
Voice assistant	Webex Assistant	No	No
Enterprise calling	Webex Calling / UCM	Teams Calling	Teams Calling
Cloud device management	Control Hub	Teams Admin Center & Control Hub	Teams Admin Center
Room booking	Hybrid Calendar + Room Navigator touch panel	Microsoft Teams Calendar + Room Navigator touch panel as Teams Panel	Microsoft Teams Calendar + Room Navigator touch panel as Teams Panel
Conference controls	Hybrid Calendar + Room Navigator touch panel	Microsoft Teams Calendar + Room Navigator touch panel as Microsoft Teams Rooms Touch Console	Microsoft Teams Calendar + Room Navigator touch panel as Microsoft Teams Rooms Touch Console

Table 4. Cisco Room Bar feature availability

FEATURE	RoomOS	Microsoft Teams Rooms (with registration to Control Hub)	Microsoft Teams Rooms
Native, third-party web apps	Yes	No	No
Digital signage	Yes	No	No
Custom controls with Macros and User Interface extensions	Yes	No	No
Customized branding (logos, wallpaper)	Yes	No	No
Workplace analytics in Control Hub with APIs	Yes	Yes	No
Multi-tenant device management, bulk configuration and automated software upgrades	Yes	Yes	No
Network-level diagnostics and observability	Yes, with ThousandEyes integration)	Yes, with ThousandEyes integration)	No

Ordering information

To place an order, contact your local Cisco representative and refer to the table below.

Table 5. Ordering information

PRODUCT NAME	PART NUMBER	COMPLIANCE MODEL NUMBER
Cisco Room Bar bundles	CS-BAR	
<ul style="list-style-type: none"> Cisco Room Bar (First Light Color) with table-stand Room Navigator Cisco Room Bar (First Light Color) with wall-mount Room Navigator Cisco Room Bar (Carbon Color) with table-stand Room Navigator Cisco Room Bar (Carbon Color) with wall-mount Room Navigator Cisco Room Bar (First Light Color), No Radio with table-stand Room Navigator 	<ul style="list-style-type: none"> CS-BAR-T-K9 CS-BAR-W-K9 CS-BAR-T-C-K9 CS-BAR-W-C-K9 CS-BAR-NR-K9 	<ul style="list-style-type: none"> TTC7-28 TTC7-28 TTC7-28 TTC7-28 TTC7-28
Cisco Room Bar MM bundles	CS-BAR-MM	
<ul style="list-style-type: none"> Cisco Room Bar, Radio MM with table-stand Room Navigator Cisco Room Bar, No Radio MM with table-stand Room Navigator 	<ul style="list-style-type: none"> CS-BAR-MM-K9 CS-BAR-MM-NR-K9 	<ul style="list-style-type: none"> TTC7-28 TTC7-28
Cisco Room Bar TAA bundles	CS-BAR-TAA	
<ul style="list-style-type: none"> Cisco Room Bar, TAA Radio with table-stand Room Navigator Cisco Room Bar, TAA No Radio with table-stand Room Navigator 	<ul style="list-style-type: none"> CS-BAR-K9++ CS-BAR-NR-K9++ 	<ul style="list-style-type: none"> TTC7-28 TTC7-28
DEFAULT BOX COMPONENTS		
Cisco Room Navigator (table-stand or wall-mount)	CS-T10-TS-G- or CS-T10-WM-G-	TTC5-15
Cable HDMI 2.0 Grey, 1.5m	CAB-2HDMI-1.5M-GR-	

Table 5. Ordering information

PRODUCT NAME	PART NUMBER	COMPLIANCE MODEL NUMBER
Cable Ethernet Grey, 5m	CAB-ETH-5M-GR-	
Power Supply - AC/DC, 12V, 7.0A, 86.1W Grey	PSU-12VDC-86W-	
Camera Privacy Cover for Room Bar	CS-KITMIN-CAM-COV-	
Flat Ethernet Cable for Room Navigator, Grey 8m	CAB-DV10-8M+	
Mounting Kit for Cisco Room Bar	CS-BAR-MOUNT-KIT-	
OPTIONS		
Cisco Multi-head Cable 9 meters (4K, USB-C, HDMI, miniDP)	CAB-HDMI-MUL4K-9M=	
Cable 1.5m HDMI 2.0 Grey	CAB-2HDMI-1.5M-GR=	
Cisco Table Microphone with Jack plug spare	CS-MIC-TABLE-J=	
Active Optical Cable, USB-C 3.1, 9M long, USB Charging	CAB-USBC-AC-9M=	
SOFTWARE OPTIONS - ORDERED SEPARATELY		
Remote Monitoring	L-KIT-RM (L-TP-RM)	
MultiSite (embedded multipoint)	L-KITMINI-MS (L-ROOM-PAK)	
SPARES		
Cisco Room Bar Spare Unit - First Light Color	CS-BAR-K9=	TTC7-28

Table 5. Ordering information

PRODUCT NAME	PART NUMBER	COMPLIANCE MODEL NUMBER
Cisco Room Bar Spare Unit - Carbon Color	CS-BAR-C-K9=	TTC7-28
Cisco Room Bar Non-Radio Spare Unit - First Light Color	CS-BAR-NR-K9=	TTC7-28
Cable 1.5m GREY HDMI 2.0	CAB-2HDMI-1.5M-GR=	
CAT5E Ethernet Cable for Room Navigator, Grey 8m	CAB-CAT5E-8M=	
Cable 5m Ethernet, Grey	CAB-ETH-5M-GR=	
Cisco Multi-head Cable 2.5 meters (4K, USB-C, HDMI, miniDP)	CAB-HDMI-MUL4K-2M=	
Presentation cable 8m GREY HDMI 1.4b (with repeater)	CAB-PRES-2HDMI-GR=	
USB C - USB A Cable, 4 meters long	CAB-USBC-4M-GR=	
Active Optical Cable, USB-C 3.1, 9M long, USB Charging	CAB-USBC-AC-9M=	
Power Supply - AC/DC, 12V, 7.0A, 86.1W grey	PSU-12VDC-86W=	
Mounting Kit for Cisco Room Bar - Spare	CS-BAR-MOUNT=	
Spare Camera Privacy Cover	CS-KITMIN-CAM-COV=	
Cisco Room Navigator - Table stand version, Grey - Spare	CS-T10-TS-G-K9=	TTC5-15
Cisco Room Navigator - Wall Mount version, Grey - Spare	CS-T10-WM-G-K9=	TTC5-15
Cisco Room Navigator - Foot Stand Spare, Grey	CS-T10-TS-FT-G=	

Table 5. Ordering information

PRODUCT NAME	PART NUMBER	COMPLIANCE MODEL NUMBER
Cisco Room Navigator – Wall Mount Bracket Spare, Grey	CS-T10-WM-BR-G=	

Warranty information

Cisco Room Bar has a 90-day limited liability warranty.

Product sustainability

Information about Cisco’s environmental, social and governance (ESG) initiatives and performance is provided in Cisco’s CSR and sustainability [reporting](#).

Reference links to information about key environmental sustainability topics (mentioned in the “Environment Sustainability” section of the CSR Report) are provided in the following table:

Table 6. Cisco Environmental Sustainability Information

SUSTAINABILITY TOPIC		REFERENCE
General	Information on product-material-content laws and regulations	Materials
	Information on electronic waste laws and regulations, including our products, batteries and packaging	WEEE Compliance
	Information on product takeback and resuse program	Cisco Takeback and Reuse Program
	Sustainability Inquiries	Contact: csr_inquiries@cisco.com
Material	Product packaging weight and materials	Contact: environment@cisco.com

Cisco makes the packaging data available for informational purposes only. It may not reflect the most current legal developments, and Cisco does not represent, warrant, or guarantee that it is complete, accurate, or up to date. This information is subject to change without notice.

Hardware as a Service

An affordable way to purchase hardware

Cisco Hardware as a Service provides a new way to purchase hardware with a simple, scalable, and flexible way to pay. Stay up to date with the latest models of IP Phones and Collaboration Devices to enhance collaboration and create workspaces for the future. And get ready for all the power of Cisco's unified cloud platform!

[Click here](#) to access the Cisco Hardware as a Service datasheet.

Cisco Capital

Flexible payment options make it easier than ever to get the Cisco technology you need

Cisco Capital® delivers leading-edge payment solutions, allowing you to stay focused on what's most important—your business. We can help you drive business outcomes, accelerate innovation and digital transformation, and adapt to market dynamics faster with flexible payment options tailored to your specific business needs. Reduce the total cost of ownership, conserve capital, and accelerate growth. We help you realize the full benefits of Cisco technology today, and in the future, and pay for it in the way that best suits your business requirements. Whether you are looking for a pay-as-you consume model, or need to bundle Cisco hardware, software, services, subscriptions and third-party solutions, [learn more](#) about how Cisco Capital can help.

Cisco services and support

Cisco and our partners provide a broad portfolio of smart, personalized services and support that can help you realize the full business value of your Cisco collaboration investment by increasing business agility and network availability. This portfolio of services accelerates business innovation by harnessing the network as a powerful business platform.

For more information about these services, please visit cisco.com/go/collaborationservices.

Learn more

For more information about how Cisco Room Bar can help transform your meeting spaces for hybrid work, please [visit our website](#).

Find out more about how Cisco Room Navigator [room controllers](#) and [scheduling panels](#) can remove the friction from the in-office journey and create an intelligent workplace.

Cisco Room Bar is part of the Cisco Room Kit Series portfolio of integrated video bars and modular room kits offering powerful collaboration solutions that integrate with flat panel displays to bring exceptional video-first meetings, and more intelligence and usability to your huddle, small, medium, large, and specialized meeting rooms. [Learn more](#).



For more information
Please visit [our website](#)

September 2023