

Cisco Board Pro 55/75 G2

Cisco Board Pro 55/75

Spare Parts List



This document lists all spare parts and cables that may be ordered for the *Cisco Board Pro 55 G2*, *Cisco Board Pro 75 G2*, *Cisco Board Pro 55*, and *Cisco Board Pro 75* devices.

Part numbers (PIDs) are included for all items.

Products covered in this guide:

- Cisco Board Pro 55 G2
- Cisco Board Pro 75 G2
- Cisco Board Pro 55
- Cisco Board Pro 75

This guide lists all spare parts and cables that may be ordered for this product. Part numbers (PIDs) are included for all items.

Ordering information

To place an order, please contact your local Cisco representative or Cisco partner and refer to part numbers as listed in this document.

Cisco service and support

Cisco and our partners provide a broad portfolio of smart, personalized services and support. For more information about these services, visit:

<https://www.cisco.com/go/collaborationservices>

Contents

Ordering information	3
Spare parts	4
Board Pro G2 main unit	4
Board Pro main unit.....	5
Mounting options	6
Accessories	9
Cables.....	10
Region-specific power cables	10
Cisco contacts	11

Ordering information

To place an order, please contact your local Cisco representative or Cisco partner and refer to part numbers as listed in this document.

The part numbers (PIDs) for spare parts and cables are shown in the tables on the following pages.

These are part numbers (PIDs) for a complete devices.

Board Pro 55 G2:

- CS-BRDP55-K9
- CS-BRDP55-K9++ (TAA)
- CS-BRDP55-K9-- (custom model)
- CS-BRDP55-NR-K9 (no-radio)
- CS-BRDP55-NR-K9++ (TAA, no-radio)
- CS-BRDP55-NR-K9-- (custom model, no-radio)
- CS-BRDP55-ND-K9 (no-radar)

Board Pro 75 G2:

- CS-BRDP75-K9
- CS-BRDP75-K9++ (TAA)
- CS-BRDP75-K9-- (custom model)
- CS-BRDP75-NR-K9 (no-radio)
- CS-BRDP75-NR-K9++ (TAA, no-radio)
- CS-BRDP75-NR-K9-- (custom model, no-radio)
- CS-BRDP75-ND-K9 (no-radar)

Board Pro 55:






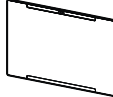
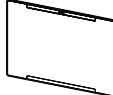
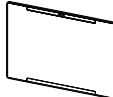

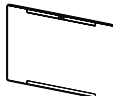
- CS-BRD55P-K9
- CS-BRD55P-K9++ (TAA)
- CS-BRD55P-NR-K9 (no-radio)
- CS-BRD55P-NR-K7 (no-encryption, no-radio)
- CS-BRD55P-NR-K9++ (TAA, no-radio)
- CS-BRD55P-ND-K9 (no-radar)

Board Pro 75:









- CS-BRD75P-K9
- CS-BRD75P-K9++ (TAA)
- CS-BRD75P-NR-K9 (no-radio)
- CS-BRD75P-NR-K7 (no-encryption, no-radio)
- CS-BRD75P-NR-K9++ (TAA, no-radio)
- CS-BRD55P-ND-K9 (no-radar)

Spare parts

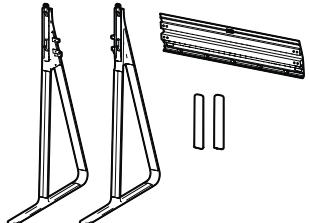
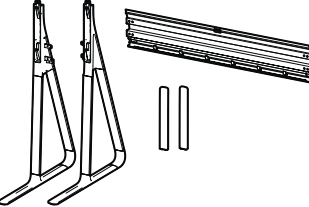
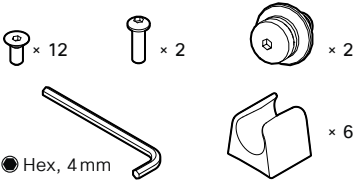
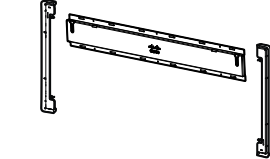
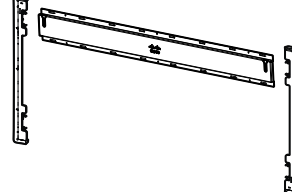
Board Pro G2 main unit

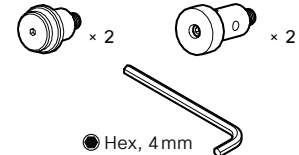


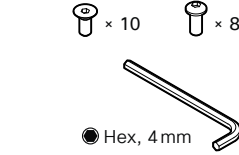
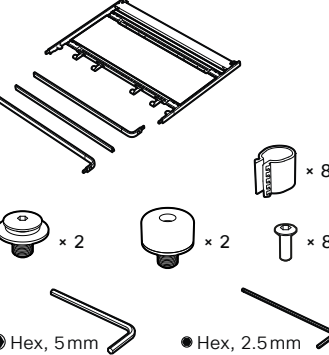
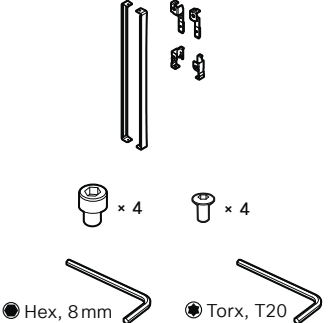
Part number (PID)	Part description
CS-BRDP55-K9=	 Board Pro 55 G2, main unit
CS-BRDP55-NR-K9=	 Board Pro 55 G2, main unit, no-radio version
CS-BRDP55-ND-K9=	 Board Pro 55 G2, main unit, no-radar version
CS-BRDP55-K9--=	 Board Pro 55 G2, main unit, custom model
CS-BRDP55-NR-K9--=	 Board Pro 55 G2, main unit, custom model, no-radio version
CS-BRDP75-K9=	 Board Pro 75 G2, main unit
CS-BRDP75-NR-K9=	 Board Pro 75 G2, main unit, no-radio version
CS-BRDP75-ND-K9=	 Board Pro 75 G2, main unit, no-radar version
CS-BRDP75-K9--=	 Board Pro 75 G2, main unit, custom model
CS-BRDP75-NR-K9--=	 Board Pro 75 G2, main unit, custom model, no-radio version

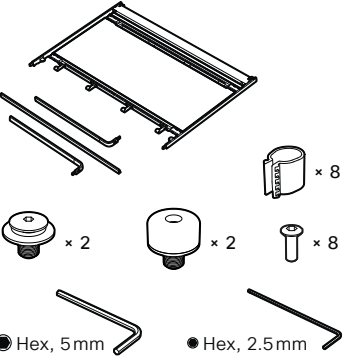
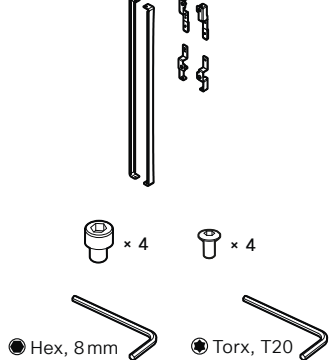
Board Pro main unit

Part number (PID)	Part description
CS-BRD55P-K9=	 Board Pro 55, main unit
CS-BRD55P-NR-K9=	 Board Pro 55, main unit, no-radio version
CS-BRD55P-NR-K7=	 Board Pro 55, main unit, no-encryption and no-radio version
CS-BRD55P-ND-K9=	 Board Pro 55, main unit, no-radar version
CS-BRD75P-K9=	 Board Pro 75, main unit
CS-BRD75P-NR-K9=	 Board Pro 75, main unit, no-radio version
CS-BRD75P-NR-K7=	 Board Pro 75, main unit, no-encryption and no-radio version
CS-BRD75P-ND-K9=	 Board Pro 75, main unit, no-radar version




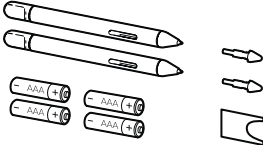
Mounting options

Part number (PID)	Part description
CS-BRD55P-FS=	 <p>Board Pro 55 and Board Pro 55 G2 floor stand, including the cable clips, screws, bolts, and tool in CS-BRDP-FS-SCRW=</p>
CS-BRD75P-FS=	 <p>Board Pro 75 and Board Pro 75 G2 floor stand, including the cable clips, screws, bolts, and tool in CS-BRDP-FS-SCRW=</p>
CS-BRDP-FS-SCRW=	 <p>Cable clips, screws (12 × M6x12 flat, 2 × M6x20 pan), and bolts for the Board Pro 55, Board Pro 75, Board Pro 55 G2, and Board Pro 75 G2 floor stand kits (CS-BRD55P-FS= and CS-BRD75P-FS=) and a 4 mm Allen key</p>
CS-BRD55P-WMK=	 <p>Board Pro 55 and Board Pro 55 G2 wall mount kit, including the bolts and tool in CS-BRDP-WMK-SCRW=</p>
CS-BRD75P-WMK=	 <p>Board Pro 75 and Board Pro 75 G2 wall mount kit, including the bolts and tool in CS-BRDP-WMK-SCRW=</p>

Part number (PID)	Part description	
CS-BRDP-WMK-SCRW=	 <p>● Hex, 4 mm</p>	Bolts for the Board Pro 55, Board Pro 75, Board Pro 55 G2, and Board Pro 75 G2 wall mount kits (CS-BRD55P-WMK= and CS-BRD75P-WMK=) and a 4 mm Allen key
CS-BRD55P-WUK=		Board Pro 55 and Board Pro 55 G2 wheel upgrade kit, including the screws and tool in CS-BRDP-WUK-SCRW=
CS-BRD75P-WUK=		Board Pro 75 and Board Pro 75 G2 wheel upgrade kit, including the screws and tool in CS-BRDP-WUK-SCRW=
CS-BRDP-WUK-SCRW=	 <p>● Hex, 4 mm</p>	Screws (10 × M6x12 flat, 8 × M6x12 pan) for the Board Pro 55, Board Pro 75, Board Pro 55 G2, and Board Pro 75 G2 wheel upgrade kits (CS-BRD55P-WUK= and CS-BRD75P-WUK=) and a 4 mm Allen key
CS-BRD55P-WS=	 <p>● Hex, 5 mm ● Hex, 2.5 mm</p>	Board Pro 55 and Board Pro 55 G2 wall stand with bolts, bumpers, screws (8 × M4x12), and cable clamps. The wall stand adapters with screws and tools (CS-BRD55P-WSA=) are also included
CS-BRD55P-WSA=	 <p>● Hex, 8 mm ● Torx, T20</p>	Board Pro 55 and Board Pro 55 G2 wall stand adapters with bolts and screws (4 × M4x8)

Part number (PID)	Part description
CS-BRD75P-WS=	 <p>Board Pro 75 and Board Pro 75 G2 complete wall stand with bolts, bumpers, screws (8 × M4x12), and cable clamps. The wall stand adapters with screws and tools (CS-BRD75P-WSA=) are also included</p>
CS-BRD75P-WSA=	 <p>Board Pro 75 and Board Pro 75 G2 wall stand adapters with bolts and screws (4 × M4x8)</p>

Accessories

Part number (PID)	Part description
CS-MIC-TABLE-J=	 Cisco Table Microphone (including 7.5 m cable, 4-pin mini-jack connector)
CS-MIC-ARRAY-T=	 Cisco Table Microphone Pro (cable with RJ-45 connector included)
CS-T10-TS-L-K9=	 Cisco Room Navigator (10 inch touch user interface), table stand version, grey, without cable
CS-T10-WM-L-K9=	 Cisco Room Navigator (10 inch touch user interface), wall mount version, grey, without cable
CS-BRDP-ACTSTYL=	 Active stylus for Board Pro and Board Pro G2 (2 pcs.), AAA batteries (4 pcs.), extra pen tips (2 pcs.), and a tool for changing the pen tip

Cables

The same set of cables is used for Board Pro 55 G2, and Board Pro 75 G2 Board Pro 55, and Board Pro 75.

Part number (PID)	Part description	Number printed on cable
CAB-ETH-5M-GR=	Ethernet cable, grey, 5m (to LAN)	72-101005-xx
CAB-CAT5E-4M	Ethernet cable for Room Navigator, CAT5E, round, grey 4 m	72-101873-xx
CAB-CAT5E-8M	Ethernet cable for Room Navigator, CAT5E, round, grey 8 m	72-101874-xx
CAB-CAT5E-12M	Ethernet cable for Room Navigator, CAT5E, round, grey 12 m	72-101875-xx
CAB-HDMI-MUL4K-9M=	Multi-head presentation cable, 4K, HDMI to USB-C/HDMI/miniDP, 9m	72-101342-xx
CAB-PRES-2HDMI-GR=	Presentation cable, 4K, grey, HDMI to HDMI, 8m	72-101034-xx
CAB-USBC-AC-9M=	Active optical USB-C cable for presentation and USB charging, USB-C 3.1, grey, 9 m	74-124924-xx

Region-specific power cables

Part number (PID)	Part description
PWR-CORD-ARG-F=	Power cord (C13, 5m, 10A) for Argentina
PWR-CORD-AUS-F=	Power cord (C13, 5m, 10A) for Australia
PWR-CORD-BRA-F=	Power cord (C13, 5m, 10A) for Brazil
PWR-CORD-CHE-F=	Power cord (C13, 5m, 10A) for Switzerland
PWR-CORD-CHN-F=	Power cord (C13, 5m, 10A) for China
PWR-CORD-DNK-F=	Power cord (C13, 5m, 10A) for Denmark
PWR-CORD-EUR-F=	Power cord (C13, 5m, 10A) for Europe
PWR-CORD-GBR-F=	Power cord (C13, 5m, 10A) for United Kingdom

Part number (PID)	Part description
PWR-CORD-IND-F=	Power cord (C13, 5m, 10A) for India
PWR-CORD-ISR-F=	Power cord (C13, 5m, 10A) for Israel
PWR-CORD-ITA-F=	Power cord (C13, 5m, 10A) for Italy
PWR-CORD-JPN-F=	Power cord (C13, 5m, 10A) for Japan
PWR-CORD-KOR-F=	Power cord (C13, 5m, 10A) for South Korea
PWR-CORD-TWN-F=	Power cord (C13, 5m, 10A) for Taiwan
PWR-CORD-USA-F=	Power cord (C13, 4.5m, 10A) for United States of America
PWR-CORD-ZAF-F=	Power cord (C13, 5m, 10A) for South Africa

Cisco contacts

On our web site you will find an overview of the worldwide Cisco contacts.

Go to: <https://www.cisco.com/go/offices>

Corporate Headquarters
Cisco Systems, Inc.
170 West Tasman Dr.
San Jose, CA 95134 USA

Intellectual property rights

THE SPECIFICATIONS AND INFORMATION REGARDING THE PRODUCTS IN THIS MANUAL ARE SUBJECT TO CHANGE WITHOUT NOTICE. ALL STATEMENTS, INFORMATION, AND RECOMMENDATIONS IN THIS MANUAL ARE BELIEVED TO BE ACCURATE BUT ARE PRESENTED WITHOUT WARRANTY OF ANY KIND, EXPRESS OR IMPLIED. USERS MUST TAKE FULL RESPONSIBILITY FOR THEIR APPLICATION OF ANY PRODUCTS.

THE SOFTWARE LICENSE AND LIMITED WARRANTY FOR THE ACCOMPANYING PRODUCT ARE SET FORTH IN THE INFORMATION PACKET THAT SHIPPED WITH THE PRODUCT AND ARE INCORPORATED HEREIN BY THIS REFERENCE. IF YOU ARE UNABLE TO LOCATE THE SOFTWARE LICENSE OR LIMITED WARRANTY, CONTACT YOUR CISCO REPRESENTATIVE FOR A COPY.

The Cisco implementation of TCP header compression is an adaptation of a program developed by the University of California, Berkeley (UCB) as part of UCB's public domain version of the UNIX operating system. All rights reserved. Copyright © 1981, Regents of the University of California.

NOTWITHSTANDING ANY OTHER WARRANTY HEREIN, ALL DOCUMENT FILES AND SOFTWARE OF THESE SUPPLIERS ARE PROVIDED "AS IS" WITH ALL FAULTS. CISCO AND THE ABOVE-NAMED SUPPLIERS DISCLAIM ALL WARRANTIES, EXPRESSED OR IMPLIED, INCLUDING, WITHOUT LIMITATION, THOSE OF MERCHANTABILITY, FITNESS FOR A PARTICULAR PURPOSE AND NONINFRINGEMENT OR ARISING FROM A COURSE OF DEALING, USAGE, OR TRADE PRACTICE.

IN NO EVENT SHALL CISCO OR ITS SUPPLIERS BE LIABLE FOR ANY INDIRECT, SPECIAL, CONSEQUENTIAL, OR INCIDENTAL DAMAGES, INCLUDING, WITHOUT LIMITATION, LOST PROFITS OR LOSS OR DAMAGE TO DATA ARISING OUT OF THE USE OR INABILITY TO USE THIS MANUAL, EVEN IF CISCO OR ITS SUPPLIERS HAVE BEEN ADVISED OF THE POSSIBILITY OF SUCH DAMAGES.

Any Internet Protocol (IP) addresses and phone numbers used in this document are not intended to be actual addresses and phone numbers. Any examples, command display output, network topology diagrams, and other figures included in the document are shown for illustrative purposes only. Any use of actual IP addresses or phone numbers in illustrative content is unintentional and coincidental.

All printed copies and duplicate soft copies are considered un-Controlled copies and the original on-line version should be referred to for latest version.

Cisco has more than 200 offices worldwide. Addresses, phone numbers, and fax numbers are listed on the Cisco website at www.cisco.com/go/offices.

Cisco and the Cisco logo are trademarks or registered trademarks of Cisco and/or its affiliates in the U.S. and other countries. To view a list of Cisco trademarks, go to this URL: www.cisco.com/go/trademarks. Third-party trademarks mentioned are the property of their respective owners. The use of the word partner does not imply a partnership relationship between Cisco and any other company. (1110R)

Cisco product security overview

This product contains cryptographic features and is subject to United States and local country laws governing import, export, transfer, and use. Delivery of Cisco cryptographic products does not imply third-party authority to import, export, distribute, or use encryption. Importers, exporters, distributors, and users are responsible for compliance with U.S. and local country laws. By using this product you agree to comply with applicable laws and regulations. If you are unable to comply with U.S. and local laws, return this product immediately.

Further information regarding U.S. export regulations may be found at <http://www.bis.doc.gov/policiesandregulations/ear/index.htm>.